



# CITRALAND

New South West City  
DRIYOREJO CBD

[www.citralanddriyorejo.com](http://www.citralanddriyorejo.com)





New South West City



**CITRALAND**  
New South West City  
DRIYOREJO CBD




*PREMIERE HOMES AT PRIME ENVIRONS*



**CITRALAND**

New South West City  
DRIYOREJO CBD



**12 HECTARES GRAND SCALE DEVELOPMENT  
WITH A TOTAL OF 700+ UNIT**



CIPUTRA


CITRALAND

New South West City  
DRIYOREJO CBD



*RESIDENTIAL AREA, COMMERCIAL AREA &  
MIXED-USED DEVELOPMENT*

# Fasilitas



Ferris Wheel



Commercial Area



Serenity Lake



Club House



Kids Playground



Basket Ball Court

# Strategic Location



700 m  
dari exit  
Driyorejo  
Toll Sumo



# Strategic Location

**3 MENIT**  
 > Tol Surabaya Mojokerto

**10 MENIT**  
 > Universitas Ciputra Surabaya  
 > CitraLand Surabaya

**15 MENIT**  
 > Pusat Kota Surabaya  
 > Ciputra World Mall Surabaya  
 > RS. National Hospital  
 > Bandara Juanda



**CITRALAND**  
 DRIYOREJO CBD



U



# Master Plan





# 3 Most Popular House Style in CitraLand Driyorejo



# TYPE BERNHARD 7 X 16

LB : 99 LT : 112

2  3  3  1 




FIRST FLOOR



SECOND FLOOR





# INTERIOR **BERNHARD**

LIVE GRAND WITH SPACIOUS

# TYPE CYRUS+ 5 X 15

LB : 68 LT : 75



FIRST FLOOR



SECOND FLOOR





# INTERIOR CYRUS+

COMPACT LIVING HOUSE

# SPESIFIKASI RUMAH 2 LANTAI :



## ATAP

- Rangka: Baja Ringan
- Penutup: Genteng Beton Flat

## DINDING

- Pasangan bata ringan dipleser, diaci, dan dicat
- K. Mandi finishing keramik

## LANTAI

- R. Utama: Granit Tile 60x60
- Dinding & Lantai KM: Keramik

## FACADE

- Granit Tile Alur Batu Alam (Rumah Tipe Besar)

## PONDASI

- Tiang Pancang



## PLAFON

- Rangka: Besi Hollow
- Penutup: Gypsum Board

## SANITARY

- Ex. Toto / setara

## UTILITAS

- Septictank: Biotank
- Air Bersih: PDAM / WTP

## LISTRIK

- 1 Lantai 2.200 W
- 2 Lantai 3200 W

## PINTU, KUSEN, & JENDELA

- Pintu Utama; Engineering Door
- Pintu Kamar; Engineering Door
- Pintu & Jendela; Aluminium Fility 70

# TYPE CHARLENE+ 5 X 15



**LB : 39 LT : 75**







# INTERIOR **CHARLENE+**

COMPACT HOME, LIVING GRAND

# SPEKIFIKASI RUMAH 1 LANTAI :



## ATAP

- Rangka: Baja Ringan
- Penutup: Genteng Beton Flat

## DINDING

- Pasangan bata ringan diplester, diaci, dan dicat
- K. Mandi finishing keramik

## LANTAI

- R. Utama: Granit Tile 60x60
- Dinding & Lantai KM: Keramik

## FACADE

- Granit Tile Alur Batu Alam (Rumah Tipe Besar)

## PONDASI

- Tiang Pancang



## PLAFON

- Rangka: Besi Hollow
- Penutup: Gypsum Board

## SANITARY

- Ex. Toto / setara

## UTILITAS

- Septictank: Biotank
- Air Bersih: PDAM / WTP

## LISTRIK

- 1 Lantai 2.200 W
- 2 Lantai 3200 W

## PINTU, KUSEN, & JENDELA

- Pintu Utama; Engineering Door
- Pintu Kamar: Engineering Door
- Pintu & Jendela: Aluminium Fility 70



[www.citralanddriyorejo.com](http://www.citralanddriyorejo.com)