



CITRALAND
The Singapore of Surabaya

PRESENT



**NORTHWEST
CENTRAL**

A photograph of a man and a woman laughing heartily on a bright yellow sofa. A young girl with braided hair, wearing a red and blue plaid shirt, leans over the man, who is wearing a blue plaid shirt and has his eyes closed in laughter. The woman, wearing a brown cardigan and blue jeans, sits next to him, also laughing. The background features a white brick wall, a bookshelf with a grey teddy bear, books, and orange flowers, and a framed abstract painting on the wall.

MEET THE
NEW TYPE



TYPE

FREJA

ATTIC

5 X 12

 3

 3

 1





1ST FLOOR



2ND FLOOR



ATTIC FLOOR

TYPE

FREJA

ATTIC

5 X 12

LAND

60 m²

BUILDING

110 m²

 3

 3

 1



TYPE

FREJA

5 X 12

 3

 3

 1





1ST FLOOR



2ND FLOOR

TYPE

FREJA

5 X 12

LAND

60 m²

BUILDING

86 m²

 3

 3

 1



TYPE

GAIA

ATTIC

5 X 15

 3

 3

 1





1ST FLOOR



2ND FLOOR



ATTIC FLOOR

TYPE

GAIA

ATTIC

5 X 15

LAND

75 m²

BUILDING

110 m²

 3

 3

 1



TYPE

GAIA

5 X 15

 3

 3

 1





1ST FLOOR



2ND FLOOR

TYPE

GAIA

5 X 15

LAND

75 m²

BUILDING

86 m²

 3

 3

 1



TYPE

HERA

ATTIC

6 X 12

 4

 3

 2



1ST FLOOR



2ND FLOOR



ATTIC FLOOR

TYPE

HERA

ATTIC

6 X 12

LAND

72 m²

BUILDING

137 m²

 4

 3

 2



TYPE

HERA

6 X 12

 4

 3

 2





1ST FLOOR



2ND FLOOR

TYPE

HERA

6 X 12

LAND

72 m²

BUILDING

108 m²

 4

 3

 2



TYPE

IRIS

ATTIC

6 X 15

 4

 3

 2



1ST FLOOR



2ND FLOOR



ATTIC FLOOR

TYPE

IRIS

ATTIC

6 X 15

LAND

90 m²

BUILDING

137 m²

 4

 3

 2



TYPE

IRIS

6 X 15

 4

 3

 2





1ST FLOOR



2ND FLOOR

TYPE

IRIS

6 X 15

LAND

90 m²

BUILDING

108 m²

 4

 3


 2




TYPE

JADE ATTIC

7X15

 3 / 4+1

 3 / 3+1

 2





1ST FLOOR



2ND FLOOR



ATTIC FLOOR

TYPE

JADE

ATTIC

7 X 15

LAND

105 m²

BUILDING

152 m² Superior

172 m² Deluxe

 3 / 4+1

 3 / 3+1


 2




TYPE

JADE

7X15

 3 / 4+1

 3 / 3+1

 2





1ST FLOOR



2ND FLOOR

TYPE

JADE

7 X 15

LAND

105 m²

BUILDING

114 m² Superior

133 m² Deluxe

 3 / 4+1

 3 / 3+1

 2

BUILDING SPECIFICATIONS



Air	Water Treatment Standar PDAM
Listrik	Lebar 5 : 3500 Watt Lebar 6 & 7 : 4400 Watt
Pondasi	Tiang Pancang
Konstruksi	Beton Bertulang
Dinding Bangunan Utama	Batu Bata Ringan
Lantai Ruang Utama	Granite Tile Kualitas Ekspor
Lantai Kamar Mandi	Granite Tile & Keramik Kualitas Ekspor
Plafond	Rangka Metal dengan Gypsum Board
Atap	Rangka Galvalum dengan Penutup Genteng Beton
Pintu Utama	Solid Engineering Door
Pintu Ruangan	Engineering Door
Kusen Jendela	Kusen - Daun Jendela Aluminium
Sanitair	TOTO
Canopy	Rangka Hollow Penutup Polycarbonat dengan plafond gypsum MR