



The Gate's Innovative Artistic Design
and Beautiful Finishes That Reflect
the Community's Refined Lifestyle

Easy Access to Anywhere

Kemudahan akses langsung menuju kawasan CBD BSD, CBD TB Simatupang dan akses menuju transportasi publik lainnya

Toll Road

Toll Serpong - BSD
16 Menit

Toll Serpong - Soekarno Hatta Airport
16 Menit

Toll Serpong - TB. Simatupang
25 Menit

Bus

Terminal Pondok Cabe
20 Menit

Terminal Lebak Bulus
25 Menit

KRL Commuter Line

Stasiun Kereta Rawa Buntu
20 Menit

Terminal Lebak Bulus
20 Menit

Cendana Residence 2 Site Map



SHOPPING & ENTERTAINMENTS



- Mall Paradise Walk (16 Menit)
- AEON Mall BSD (25 Menit)
- Mall Bintaro Exchange (25 Menit)

EDUCATIONS



- Univ. Pamulang (15 Menit)
- Global Islamic School (19 Menit)
- Sekolah Cikal Serpong (19 Menit)

CENTRAL BUSINESS DISTRICT



- Green Office Park (25 Menit)

HOSPITAL



- RS Vitalaya (10 Menit)
- RS Permata Pamulang (10 Menit)
- RSIA Buah Hati (11 Menit)

TRANSPORTATIONS



- Stasiun Rawa Buntu (20 Menit)
- Stasiun Sudimara (20 Menit)

Visit Our Marketing Gallery

SCAN FOR
LOCATION

<https://maps.app.goo.gl/TopLCtXFgFxdJZsw7>



GET IN TOUCH WITH US :

www.kalindoland.co.id

@kalindoland.official | Kalindo Land

DISCLAIMER:

Informasi dan spesifikasi hunian yang tercantum mungkin mengalami perubahan di masa mendatang tanpa pemberitahuan terlebih dahulu. Perubahan ini dapat mencakup, namun tidak terbatas pada, desain, material, fasilitas, dan fitur lainnya. Namun kami tetap berkomitmen untuk memberikan yang terbaik bagi Anda.

Developed By :

KALINDO Land




A Sanctuary of Serenity



Developed By :

KALINDO Land



Cendana
RESIDENCE 2




Masterplan

6,7 Ha of Modern Living Concept
with Artistic Design Home



Cendana Residence 2 Site Plan

LEGEND :

-  DAMAR 36/66
-  MAHONI 57/72
-  GAHARU 67/84



TIPE 67
GAHARU



Floor Plan Gaharu



LT.1



LT.2


LAND AREA
84

BUILDING AREA
67

3 BEDROOMS
2 CARPORTS

3 BATHROOMS





Floor Plan Mahoni



LAND AREA
72

BUILDING AREA
57

3 BEDROOMS
2 CARPORTS

2 BATHROOMS





TIPE 36
DAMAR

Floor Plan Damar



LAND AREA

66

BUILDING AREA

36

2 BEDROOMS

1 BATHROOM

1 CARPORTS

