



CONVENIENCE LIVING

Adivasa is an exclusive residential complex in North Semarang, located in a strategic area just 5 minutes away from Semarang's city center. Equipped with facilities and shopping areas, Adivasa aims to provide convenience, comfort, and a safe environment for your beloved family.

FACILITIES



Smart Door lock



CCTV Kawasan



24 Hour Security



Underground Utilities

LOCATION

5 Menit

CBD Semarang

Paragon Mall, Queen City Mall, DP Mall

7 Menit

Airport

Bandara Ahmad Yani Semarang

18 Menit

Akses Tol

Pintu Tol Krapyak

CONTACT US



Visit Our Marketing Gallery

Adivasa Southpark 1 No. 1 - 2
Jl. Tanjung Mas Raya, Panggung Lor,
Semarang Utara, 50177

ADIVASA

Semua informasi, dan rencana yang tercantum dalam brosur dapat berubah oleh developer atau otoritas yang berwenang sebagaimana diperlukan dan bukan bagian dari penawaran atau kontrak apapun. Semua rendering (animasi), gambar dan ilustrasi hanyalah bagian dari artistik. Foto-foto tidak selalu mewakili standar spesifikasi yang dibangun atau kondisi lapangan sebenarnya. Area lantai adalah ukuran perkiraan pada survei terakhir, serta model yang ditampilkan disini hanya sebagai kesan artistik dan tidak seharusnya dianggap sebagai representasi dan fakta.

Developed by
ADIVASA
RESIDENCE

Developed by
Karyaland

Rumah Cluster 2 lantai
Di Pusat Kota Semarang



DP 1%
HANYA

Gratis Biaya Akad KPR UPTO

40 jt | Cicilan Mulai **7 jt**

FREE BIAYA:

AJB | BALIK NAMA | BPHTB

BELI SEKARANG & DAPATKAN PROMO KITCHEN SET!

Upper & Lower Kitchen Cabinet | Kitchen Backsplash & LED Light | Kitchen Sink & Kran

Exclude kitchen appliances and other kitchen accessories

*S&K berlaku

www.adivasa.com

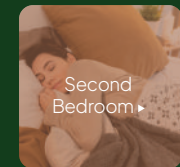
ADIVASA



◀ Work Area
Living Room ▶



◀ Kitchen Area
Master Bedroom ▶




Second Bedroom ▶







Suitable For Large Family

 2 Carport

Compact Size

 1 Carport

Suitable for new couples

 1 Carport

The image displays two floor plans of a house, each with dimensions in meters.

Left Floor Plan:

- Overall Dimensions:** 1200 (width) x 450 (depth).
- Top Section:** A carport area with two cars, measuring 350 x 150.
- Living Area:** A large open space measuring 1200 x 400.
- Kitchen:** Located on the left side, measuring 150 x 100.
- Bathroom:** Located on the right side, measuring 150 x 100.
- Bedroom:** Located on the right side, measuring 150 x 100.
- Staircase:** Located on the left side, measuring 150 x 100.
- Exterior:** A garden area measuring 150 x 100.

Right Floor Plan:

- Overall Dimensions:** 1200 (width) x 450 (depth).
- Top Section:** A carport area with two cars, measuring 350 x 150.
- Living Area:** A large open space measuring 1200 x 400.
- Kitchen:** Located on the left side, measuring 150 x 100.
- Bathroom:** Located on the right side, measuring 150 x 100.
- Bedroom:** Located on the right side, measuring 150 x 100.
- Staircase:** Located on the left side, measuring 150 x 100.
- Exterior:** A garden area measuring 150 x 100.

2nd Floor

The image displays two architectural floor plans of a house, each with dimensions and area calculations.

Left Floor Plan:

- Overall Dimensions:** 1000 (width) x 230 (depth).
- Room Dimensions and Areas:**
 - Car: 440 x 170
 - Motorcycle: 440 x 170
 - Living Area: 212 x 230
 - Kitchen: 212 x 230
 - Bathroom: 212 x 230
 - Bedroom: 212 x 230
- Other Dimensions:** 300, 600, 300 (top); 400, 200 (bottom).

Right Floor Plan:

- Overall Dimensions:** 1000 (width) x 230 (depth).
- Room Dimensions and Areas:**
 - Car: 440 x 170
 - Motorcycle: 440 x 170
 - Living Area: 212 x 230
 - Kitchen: 212 x 230
 - Bathroom: 212 x 230
 - Bedroom: 212 x 230
- Other Dimensions:** 300, 600, 300 (top); 400, 200 (bottom).

2nd Floor

The image displays two floor plans for a house, each with a car parked in front. The left plan shows a layout with a living area (sofa, dining table), a kitchen, a bathroom, and a bedroom. The right plan shows a different layout with a living area (sofa, dining table), a kitchen, a bathroom, and a bedroom. Both plans include dimensions for rooms and overall areas.

Left Floor Plan Dimensions:

- Overall width: 420
- Overall height: 1000
- Top section width: 300
- Top section height: 138
- Middle section width: 300
- Middle section height: 185
- Bottom section width: 257
- Bottom section height: 287
- Car width: 420
- Car height: 287

Right Floor Plan Dimensions:

- Overall width: 730
- Overall height: 1000
- Top section width: 363
- Top section height: 138
- Middle section width: 237
- Middle section height: 185
- Bottom section width: 297
- Bottom section height: 287
- Car width: 730
- Car height: 287

2nd Floor